

Licensing of the WSCAD Software

Welcome to CodeMeter License Central WebDepot

Welcome to CodeMeter License Central WebDepot. You can transfer your licenses to your CmContainer using this WebDepot. Please enter your ticket and click "Next".

Ticket:

NEXT

You license the WSCAD software via the CodeMeter WebDepot using a 25-digit ticket (product key, license key) that you will have received from WSCAD by e-mail. You need an Internet connection and a up-to-date browser with JavaScript enabled, e.g. Google Chrome, Mozilla Firefox, Opera or Microsoft Edge (version 79 or higher, Chromium based). The CodeMeter driver must be installed on the license-carrying computer. This driver creates a CodeMeter container with your license information and compares the info with the CodeMeter WebDepot.

The following WSCAD software needs to be licensed:

- WSCAD ELECTRIX
- WSCAD SUITE X PLUS
- WSCAD SUITE X
- WSCAD Education
- WSCAD Elektrohandwerk

The WSCAD DEMO version does not need to be licensed.

For new licenses and license changes, UFC licenses (UFC = Universal Firm Code), which are stored in a CodeMeter container, are usually delivered. The CodeMeter container may be located on a dongle (USB stick) from WSCAD or directly on a PC. As a customer, you can now switch between hardware copy protection and software copy protection at any time, as long as a dongle is inserted.

More information about license activation can be found here:

<https://www.wscad.com/en/license-activation/>

Software copy protection

When using the software copy protection, the license is stored in a CodeMeter container on the PC and bound to this PC during the license activation.

Hardware copy protection

For hardware copy protection you need a dongle (USB stick) from WSCAD. If you already have a dongle of a WSCAD predecessor version, you can continue to use it. The green WIBU-BOX/U(+) dongle is no longer supported.

When using the hardware copy protection, the license is stored in a CodeMeter container on the dongle and linked to this dongle during the license activation.

Note: If a dongle is plugged in, you can choose whether you want to use hardware copy protection or software copy protection when activating your UFC license. You can switch between hardware copy protection and software copy protection at any time via the WebDepot by returning the license and reactivating it.

Auto Update

If a change to your license is necessary (e.g., when upgrading from Compact to Professional or when adding additional users), these changes are automatically transferred to the WebDepot. As of SP3 of the WSCAD software, the WebDepot checks whether there are any changes to your license when the software is started. If so, these changes will be installed immediately. You do not have to activate a ticket in the WebDepot when changing the license.

Rehosting

You can rehost (i.e., move) UFC licenses from one PC to another. For hardware copy protection, simply plug the dongle into the other PC. For software copy protection, deactivate the license and activate it on the other PC. The CodeMeter driver must, of course, be installed on the other PC in both cases.

Even if you want to change the license from hardware copy protection to software copy protection, or vice versa, you must first return the license and then reactivate it.

Borrowing

UFC network licenses can be borrowed from one CodeMeter container to another CodeMeter container for up to a month, e.g., from a standalone PC to a laptop. It does not matter if the containers are on a PC or on a dongle.

WSCAD Starter dialog

If the WSCAD software finds further CodeMeter containers on the local PC and in the network at startup, all the current licenses of the software packages contained in them and their Add-Ons are offered to you in the Starter dialog. In addition, the already occupied and the still free licenses are displayed.

Before the WSCAD software starts, you can activate and deactivate the individual Add-Ons in the Starter dialog.





The license that you start will then no longer be available in the network. When you close the WSCAD software, the license will be released.

ELECTRIX
2021

	WSCAD ELECTRIX Ultimate 430591 Available: 33/40 3-4334371 LAN	<input checked="" type="checkbox"/> Project Wizard (33/40) <input checked="" type="checkbox"/> P&ID (33/40) <input checked="" type="checkbox"/> Additional language EN (33/40) <input checked="" type="checkbox"/> Additional language PL (33/40)	<input type="button" value="Start"/>
	WSCAD ELECTRIX Ultimate 909090 Available: 1/1 130-3312643513 Local	<input checked="" type="checkbox"/> Project Wizard (1/1) <input checked="" type="checkbox"/> Additional language EN (1/1) <input checked="" type="checkbox"/> Additional language FR (1/1)	<input type="button" value="Start"/>

Copy protection types

The following table provides an overview of the possible copy protection types.

Symbol	Explanation	Actions	WSCAD software
Software copy protection			
	UFC ACT: Software copy protection with UFC license	<ul style="list-style-type: none"> • Activate • Rehost • Restore • Borrow (only with network license) 	<ul style="list-style-type: none"> • WSCAD ELECTRIX • WSCAD SUITE X PLUS • WSCAD SUITE X • WSCAD SUITE 2018 • WSCAD ELECTRIX Education • WSCAD Elektrohandwerk
	ACT: Software copy protection (CodeMeterAct)	<ul style="list-style-type: none"> • Activate • Rehost • Restore 	<ul style="list-style-type: none"> • WSCAD ELECTRIX • WSCAD SUITE X PLUS • WSCAD SUITE X • WSCAD SUITE 2018 • WSCAD Education • WSCAD Elektrohandwerk
Hardware copy protection			
	UFC CMD: Hardware copy protection with dongle and UFC license	<ul style="list-style-type: none"> • Activate • Rehost • Restore • Borrow (only with network license) 	<ul style="list-style-type: none"> • WSCAD ELECTRIX • WSCAD SUITE X PLUS • WSCAD SUITE X • WSCAD SUITE 2018
	CMD: Hardware copy protection with dongle	<ul style="list-style-type: none"> • Activate 	<ul style="list-style-type: none"> • WSCAD ELECTRIX • WSCAD SUITE X PLUS • WSCAD SUITE X • WSCAD SUITE 2018

Overview

This blog describes the following actions:

- Activating the license
- Rehosting a license (Replacing the PC)
- Restoring a license
- Borrowing a license
- Requesting license information

Activating the license

For licensing you need the CodeMeter driver version 6.9 or higher on the license-carrying computer (e.g. license server). If the CodeMeter driver has not been installed together with the WSCAD software, you must install the CodeMeter User Runtime separately on the license-carrying computer.

Link for the CodeMeter driver **CodeMeter User Runtime for Windows:**

<https://www.wibu.com/us/support/user/downloads-user-software.html>

Prerequisites:


- E-mail with the 25-digit ticket
 - Internet connection
 - When using a hardware copy protection, the dongle must be connected to a USB port on the PC.
1. Start the WebDepot via <http://lc.codemeter.com/14719/depot/index.php>.
 2. Enter your 25-digit ticket (Product Key) under **Ticket** on the WebDepot page and click **Next**. The products included in your license are displayed.

My Licenses


Name	Activated On	CmContainer	Status
WSCAD ELECTRIX Ultimate	-		Available
WSCAD ELECTRIX Language EN	-		Available
WSCAD ELECTRIX Language FR	-		Available
WSCAD ELECTRIX Add-On Project Wizard	-		Available
WSCAD ELECTRIX Add-On User Rights	-		Available

ACTIVATE LICENSES

3. Click the **Activate licenses** button.
4. Only with UFC license: If a dongle is plugged into your PC, you can choose to use the hardware copy protection on the dongle or the software copy protection. Click on the desired option.



I WANT MY LICENSES IN A DONGLE (**CM DONGLE**) TO BE ABLE TO USE THEM ON DIFFERENT COMPUTERS.
FIRM CODE: 6000249



I WANT MY LICENSES ON ONE COMPUTER (**CM ACT LICENSE**).
FIRM CODE: 6000249 | CMCONTAINER:
WSCAD LICENSE CONTAINER (2001)

5. If required, select the desired CodeMeter container from the drop-down list. If you are unsure, choose **Get CmContainer automatically**.
6. Click the **Activate selected licenses now** button. The license is activated.
7. Confirm the successful license activation with **OK**.

Rehosting a license (Replacing the PC)

If the license is to be used on another PC, you can use the WebDepot to rehost the license from the old PC to the new PC. The CodeMeter driver must also be installed on the new PC.

For hardware copy protection, simply plug the dongle into the new PC. The license does not have to be deactivated and then reactivated.

For software copy protection, deactivate the license in the CodeMeter container of the old PC and activate the license in the newly created CodeMeter container of the new PC.

Note: You can also use the "Rehosting a license" function if you want to switch from hardware copy protection to software copy protection or vice versa on your PC.

Prerequisite: The license has been activated. In addition, you will need the 25-digit ticket and an Internet connection.

1. Start the WebDepot via <http://lc.codemeter.com/14719/depot/index.php>.
2. Enter your ticket on the WebDepot page and click **Next**. The products contained in your license and their status are displayed.

My Licenses

Name	Activated On	CmContainer	Status
WSCAD ELECTRIX Ultimate	2021-03-25 13:41:27	● 3-4358662	Activated
WSCAD ELECTRIX Language EN	2021-03-25 13:41:27	● 3-4358662	Activated
WSCAD ELECTRIX Language FR	2021-03-25 13:41:27	● 3-4358662	Activated
WSCAD ELECTRIX Add-On Project Wizard	2021-03-25 13:41:27	● 3-4358662	Activated
WSCAD ELECTRIX Add-On User Rights	2021-03-25 13:41:27	● 3-4358662	Activated

RE-HOST LICENSES

RESTORE LICENSES

3. Click on **Re-host licenses**.
4. Select the license you want to rehost.
5. Click on **Deactivate selected licenses now**. The selected license is removed from the CodeMeter container. The empty container is not deleted.
6. Confirm the successful license deactivation with **OK**.
7. Activate the license on the other PC. To do this, proceed as described under "Activating the license".

Restoring a license

When you use software copy protection, the license is stored in a CodeMeter container on the PC. If the container is corrupted or no longer present (e.g., during a new installation or when switching to Windows 10), you can restore the license via the WebDepot. In that case, a new CodeMeter container is created on the PC, and the license is stored there.

Note: A license recovery is only possible once.

Prerequisite: The CodeMeter container on the PC is corrupted or no longer exists. You need the 25-digit ticket and an Internet connection.

1. Start the WebDepot via <http://lc.codemeter.com/14719/depot/index.php>.
2. Enter your ticket on the WebDepot page and click **Next**. The products contained in your license and their status are displayed.

My Licenses

Name	Activated On	CmContainer	Status
WSCAD ELECTRIX Ultimate	2021-03-25 13:41:27	● 3-4358662	Activated
WSCAD ELECTRIX Language EN	2021-03-25 13:41:27	● 3-4358662	Activated
WSCAD ELECTRIX Language FR	2021-03-25 13:41:27	● 3-4358662	Activated
WSCAD ELECTRIX Add-On Project Wizard	2021-03-25 13:41:27	● 3-4358662	Activated
WSCAD ELECTRIX Add-On User Rights	2021-03-25 13:41:27	● 3-4358662	Activated

RE-HOST LICENSES

RESTORE LICENSES

3. Click on **Restore licenses**.
4. Click on **Restore complete CmContainer at the same computer**.
5. Select the check box **I accept the Conditions for CmContainer restoration**.
6. Click on **Restore CmContainer now**. The CodeMeter container with the license it contains will be restored on the PC.
7. Confirm the successful license transfer with **OK**.

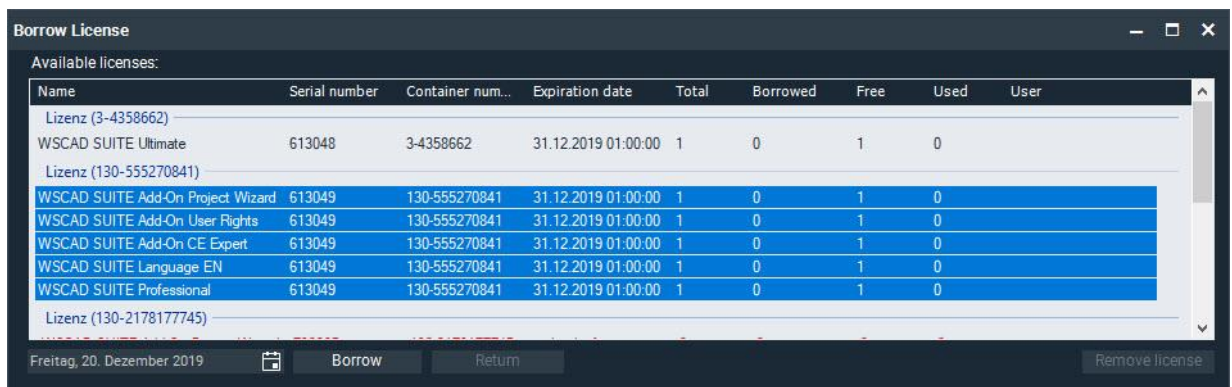
Borrowing a license

If you purchased the WSCAD software as a network version with a UFC network license, you can use the WSCAD software to borrow the license for a certain period of time (max. one month). This allows you to borrow and transfer a license in a network container to a local PC. The license is transferred to a local, newly created CodeMeter container. The license can now be used on the PC (e.g., a laptop) without a network for the specified time period. The license can then be returned..

Prerequisites for the license-carrying computer and the PC

- Both require the same operating system (either both Windows 7 or both Windows 10)
- Both must be in the same network (192.168.xxx.xxx)
- Neither may change their names within the time period

1. Start the WSCAD software on the local PC.
2. Click on the menu command **Help | Borrow license**. The following dialog opens:



3. Select the license.
4. Select the date on which the license is to be returned.
Note: You can specify a maximum borrowing period of one month. At the end of the borrowing period, the license will be returned automatically.
5. Click the **Borrow** button. The selected license is stored in the newly created local CodeMeter container.

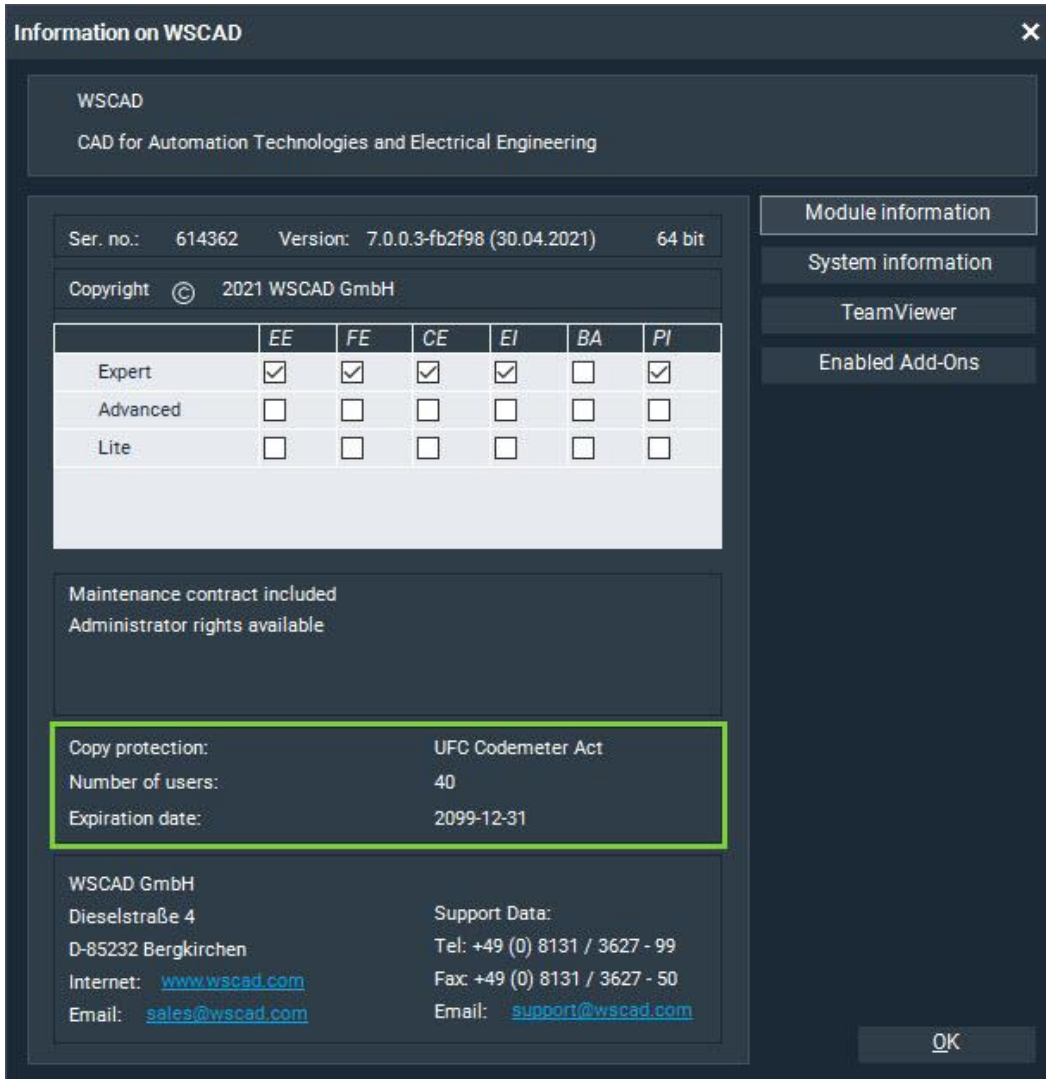
You can also return the license before the borrowing period expires. With the **Return** button, the license from the local CodeMeter container is saved back in the original container. The CodeMeter container newly created for borrowing is deleted again.

Note: a borrowed license cannot be re-hosted or deactivated. You must return it before.

Requesting license information

You can check the copy protection type, the number of users and the expiration date of your license in the WSCAD software.

1. Start the WSCAD software on the local PC.
2. Click on the main menu command **Help | Info**. The following dialog opens:



Information on WSCAD [X]

WSCAD
CAD for Automation Technologies and Electrical Engineering

Ser. no.: 614362 Version: 7.0.0.3-fb2f98 (30.04.2021) 64 bit

Copyright © 2021 WSCAD GmbH

	EE	FE	CE	EI	BA	PI
Expert	<input checked="" type="checkbox"/>	<input checked="" type="checkbox"/>	<input checked="" type="checkbox"/>	<input checked="" type="checkbox"/>	<input type="checkbox"/>	<input checked="" type="checkbox"/>
Advanced	<input type="checkbox"/>	<input type="checkbox"/>	<input type="checkbox"/>	<input type="checkbox"/>	<input type="checkbox"/>	<input type="checkbox"/>
Lite	<input type="checkbox"/>	<input type="checkbox"/>	<input type="checkbox"/>	<input type="checkbox"/>	<input type="checkbox"/>	<input type="checkbox"/>

Maintenance contract included
Administrator rights available

Copy protection: UFC Codemeter Act
Number of users: 40
Expiration date: 2099-12-31

WSCAD GmbH
Dieselstraße 4
D-85232 Bergkirchen
Internet: www.wscad.com
Email: sales@wscad.com

Support Data:
Tel: +49 (0) 8131 / 3627 - 99
Fax: +49 (0) 8131 / 3627 - 50
Email: support@wscad.com

Module information
System information
TeamViewer
Enabled Add-Ons

OK